

DEWALT®

**PERFORM
PROTECT™**



DUST

CONTROL

VIBRATION

YOUR FIRST LINE OF DEFENSE.

DEWALT®

**PERFORM
PROTECT™**



**YOUR FIRST LINE
OF DEFENSE.**

PERFORM PROTECT™

DEWALT's Perform & Protect™ line of tools is designed to provide a high level of one or more of the following: control, dust containment or low vibration, without sacrificing performance.

DUST



- Dust shrouds and dust extractors can decrease the potential of inhaling dust. They can also help increase visibility and reduce cleanup and maintenance costs.
- DEWALT dust systems are compliant through their adherence to OSHA requirements for handheld and stand-mounted drills (including impact and rotary hammer drills).



CONTROL



- E-Clutch® System helps minimize sudden torque reaction compared to standard clutches.
- Power Loss Reset™ feature prevents accidental re-starts of the tool after a user experiences a power outage such as a tripped breaker or accidental unplugging of the cord when the switch is in the locked-on position.



VIBRATION



- SHOCKS-Active Vibration Control® System reduces vibration at the handles compared to hammers without such systems.



DUST

Compliant Versions available by June 2017



OSHA COMPLIANT


1926.1153





OSHA COMPLIANT SOLUTIONS

The Occupational Safety and Health Administration (OSHA) has issued a final rule to curb lung cancer, silicosis, chronic obstructive pulmonary disease and kidney disease in America's workers by limiting their exposure to respirable crystalline silica. This rule requires engineering controls to keep workers from breathing silica dust.



TOOL

Operate and maintain tool in accordance with manufacturer's instructions to minimize dust emissions.

- Read operator's manual provided with tool and accessories.
- To minimize dust emissions use recommended shroud or cowl and dust extractor



ACCESSORIES & SHROUDS

Use drill equipped with commercially available shroud or cowl with dust collection system.

- All DeWALT shrouds and dust collection systems are commercially available.

Use grinder equipped with commercially available shroud and dust collection system.

- All DeWALT shrouds and dust collection systems are commercially available.



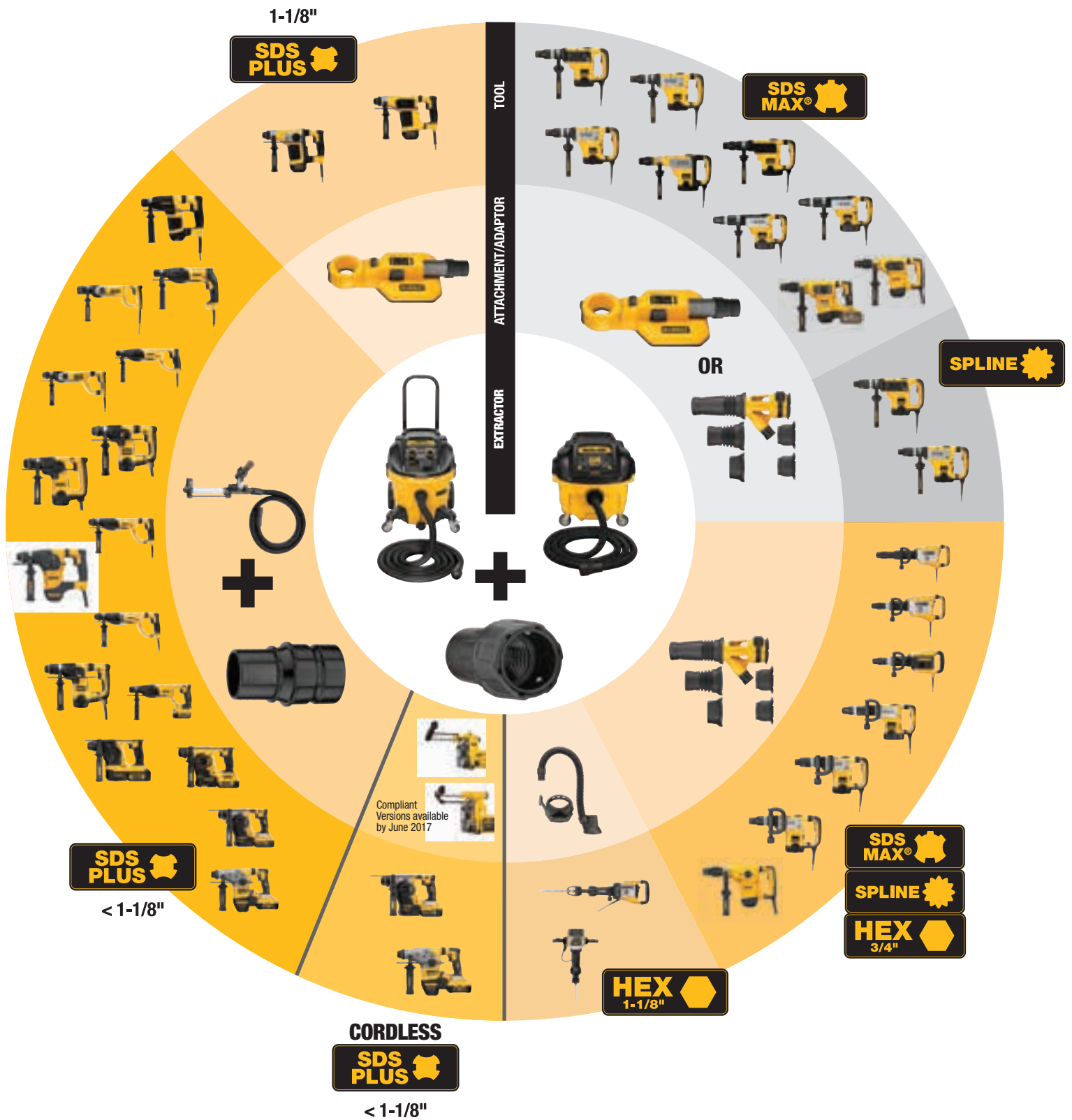
DUST EXTRACTOR

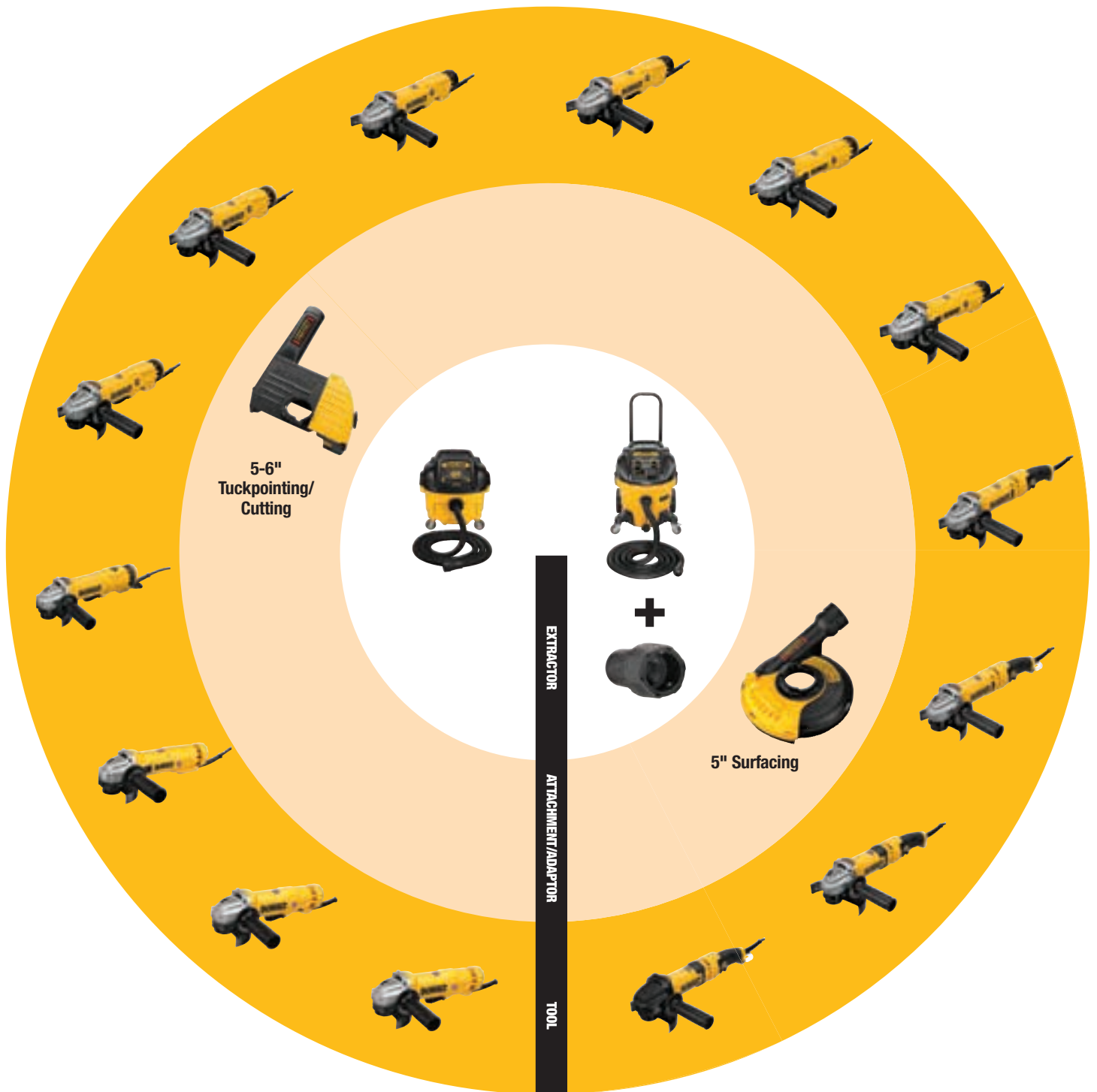
Dust collector must provide the air flow recommended by the tool manufacturer, or greater, and have a filter with 99% or greater efficiency.

- Both DWV010 and DWV012 provide the necessary airflow for drilling and hammering applications.
- Both DWV010 and DWV012 ship with dual HEPA filters, which have an efficiency of 99.97% of all particles greater than or equal to 0.3 microns.

Cleaning/Drilling holes requires a vacuum with a HEPA filter.

- Both DWV010 and DWV012 ship with dual HEPA filters, which have an efficiency of 99.97% of all particles greater than or equal to 0.3 microns.
- Dust collector must have a cyclonic pre-separator or filter-cleaning mechanism.





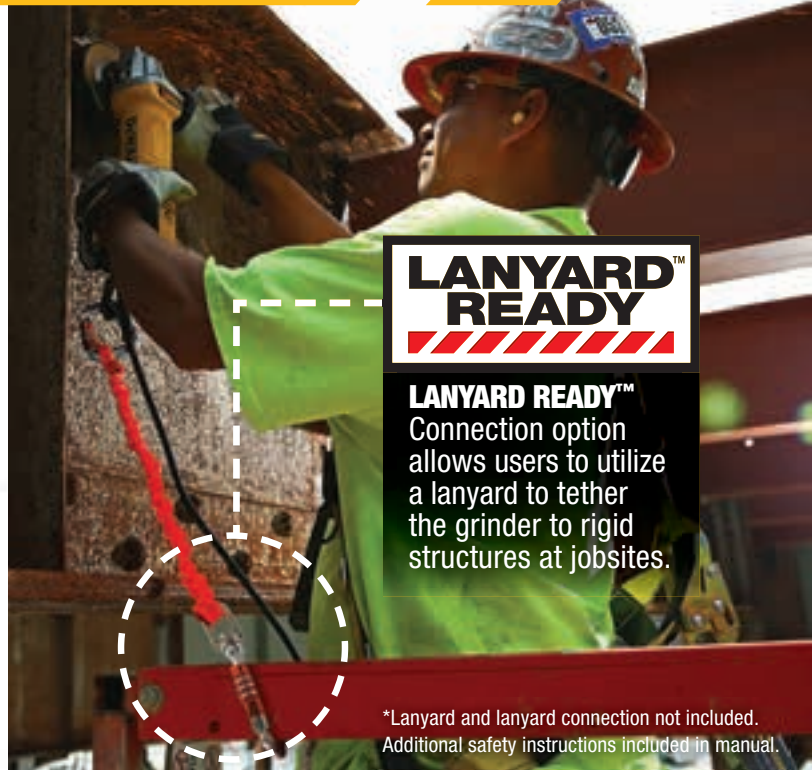
1. System is compliant to the Exposure Control Methods described in Table 1 of 29 CFR 1926.1153 when outlined components are operated and maintained in accordance to manufacturer's instructions, assuming that airflow is measured in accordance with the motor/fan system test. See 'Appendix' for full system and compliance details. OSHA is reviewing the exact requirements for dust extraction in these applications.

CONTROL



E-CLUTCH

E-CLUTCH SYSTEM® senses the motion of the tool and reduces the motor torque to a manageable level, if necessary.



LANYARD READY

LANYARD READY™ Connection option allows users to utilize a lanyard to tether the grinder to rigid structures at jobsites.

*Lanyard and lanyard connection not included. Additional safety instructions included in manual.

KICKBACK BRAKE

KICKBACK BRAKE™ engages when a pinch, stall, or bind-up event is sensed and the electronic brake engages with maximum force to quickly stop the wheel, reduce the movement of the grinder, and shut the grinder off.



VIBRATION

SHOCKS™

SHOCKS ACTIVE VIBRATION CONTROL SYSTEM® reduces vibration felt by the user at the handles.

**20%
LESS
VIBRATION**



DUST MANAGEMENT



DWV012

VARIABLE SPEED
Allows user versatility
in different applications

HEPA FILTRATION
Comes standard with dual
wet/dry HEPA filters for 99.97%
efficiency at 0.3 microns

**AUTO FILTER
CLEANING**
Dual filters pulse automatically
and regularly to prevent
filter blinding and
maintaining efficiency

AIRLOCK™ ADAPTOR
For connectivity with
DeWALT tools



**TELESCOPING
HANDLE**
Portable & compact

TOOL ACTUATION
Allows user to turn on
tool & extractor at the
same time from work
location

**LARGE REAR
WHEELS**
Durable and able
to roll over cords
and debris without
tipping

**ANTI-STATIC /
CRUSH-PROOF HOSE**
Grounds current to eliminate
static and withstands rugged
jobsite conditions

WET/DRY HEPA/RRP DUST EXTRACTORS



10 Gallon Wet/Dry
HEPA/RRP
Dust Extractor



8 Gallon Wet/Dry
HEPA/RRP
Dust Extractor

SPECIFICATIONS	DWV012	DWV010
Amps	15.0	15.0
HEPA Filter	Yes	Yes
Hose Diameter (inches)	1-1/4"	1-1/4"
Hose Length (feet)	15'	15'
Max CFM	150	155
Power Tool Type	Corded	Corded
Power Cord Length (feet)	15'	8'
Replacement Filters	DWV9330	DWV9330
Tank Size	10 Gallon	8 Gallon
Variable-Speed Dial	Yes	No
Wet/Dry	Yes	Yes



DWV010

System is compliant to the Exposure Control Method 1 of 29 CFR 1926.1153 when outlined components are maintained in accordance with manufacturer's instructions, ensuring that airflow is measured in accordance with the motor system test. User is reviewing the exact requirements for dust extraction.

AIRLOCK™ ADAPTORS



Universal Quick Connector



Tapered Adaptor



35mm Rubber Adaptor

SPECIFICATIONS	DWV9000	DWV9110	DWV9120
Inner Diameter	N/A	N/A	26mm
Outer Diameter	1.6"	29mm / 36mm	35mm / 39mm

AIRLOCK™ Universal Connector allows quick, easy, and durable connection between 1-1/4" vacuum hose and various DW tools & shrouds.



35mm Tool Adaptor



7800 Drywall Sander Adaptor



Angled 35mm Tool Adaptor



1.25" Tool Adaptor



Step Adaptor

SPECIFICATIONS	DWV9130	DWV9180	DWV9150	DWV9170	D279055
Inner Diameter	30.2mm	N/A	30.4mm	25.5mm	N/A
Outer Diameter	35.0mm	N/A	35.0mm	31.0mm	N/A



Tool Adaptor 1-1/2" O.D. to 2-1/4" O.D.



Permanent Adaptor for 1" ID Port



Tool Adaptor 1-1/4" to 1" ID



Tapered Large Diameter Adaptor



Large Hose Adaptor

SPECIFICATIONS	D279053	DWV9160	D279054	DWV9140	DWV9190
Inner Diameter	N/A	1"	1" / 1.25"	2.0"	2.3"
Outer Diameter	1.5" / 2.25"	N/A	N/A	2.25"	2.4"

REPLACEMENT HOSES



15' Anti-Static Hose



Replacement Hose



Crush Proof 14' Replacement Hose



Accessory Hose for DWV010

SPECIFICATIONS	DWV9316	DWV9315	D279058	DWV9314
Diameter (inches)	1-1/4"	1-1/4"	1-1/4"	2-1/2"
Length (feet)	15'	15'	14'	15'
Compatible with	DWV010, DWV012	DWV010, DWV012	DWV010, DWV012	DWV010

HOLLOW BIT™

SDS+ & SDS MAX

Available SDS+ & SDS Max sizes align to frequently used rebar sizes

LESS DUST

Bit extracts while drilling for less dust, fast holes and no hole cleaning required



AIRLOCK™ ADAPTOR

Connects directly to DeWalt's Airlock System forming a secure, locking connection between bit and dust extractor

Y-CUTTER CARBIDE

For exact positioning, perfect starting & maximum durability

SDS MAX®

SPECIFICATIONS	DWA58001	DWA58034	DWA58058	DWA58078	DWA58118
Diameter	1"	3/4"	5/8"	7/8"	1-1/8"
Overall Length	23-3/4"	23-3/4"	23-3/4"	23-3/4"	23-3/4"
Usable Length	15-3/4"	15-3/4"	15-3/4"	15-3/4"	15-3/4"

SDS PLUS

SPECIFICATIONS	DWA54012	DWA54034	DWA54058	DWA54916
Diameter	1/2"	3/4"	5/8"	9/16"
Overall Length	14-1/2"	14-1/2"	14-1/2"	14-1/2"
Usable Length	9-3/4"	9-3/4"	9-3/4"	9-3/4"

DUST ACCESSORIES



5 Piece Accessory Kit

Beater Floor Brush Kit

SPECIFICATIONS	DWV2759	DWV2759B
Includes	Floor Sweeper, Rubber Squeegees, (3) Steel Extension Wands, Crevice Tool, Brush Tool, AirLock Adaptor	Beater Bar, (3) Steel Extension Wands, AirLock Adaptor
Compatible with	DWV010, DWV012	DWV010, DWV012



Replacement HEPA Filter Set



Single Replacement HEPA Filter



HEPA Filter



Disposable Plastic Tank Liners (5 Pack)



Disposable Paper Tank Liners (5 Pack)



Fleece Tank Liners (5 Pack)

SPECIFICATIONS	DWV9330	DC5151H	DCV5801H	DWV9400	DWV9401	DWV9402
Quantity	2	1	1	5	5	5
Compatible with	DWV010, DWV012 (Type 2)	DCV515, DCV517	DCV580H, DCV581H	DWV010, DWV012	DWV010, DWV012	DWV010, DWV012

TOOL



≤ 1-1/8"

ATTACHMENT | ADAPTOR

EXTRACTOR

CORDLESS OPTIONS



DCH273



DCH293



DWH303DH



DWH304DH



D25052



D25133



D25260



D25213



D25223



D25262



D25263



D25313



D25323



D25324



D25333



DC212



DCH133



DCH213



DCH253

1-1/8"



D25416



D25413



D25301D

Dust Extractor Telescope
with Hose



DWV9130

AirLock™ Adaptor
Included on D25301D



DWV012
or



DWV010
Dust Extractor



DWV9000
AirLock™ Adaptor
Included on
DWV012 & DWV010



DWH050K

Large Hammer Drilling Dust Extraction

SDS+ DRILLING

SDS MAX & SPLINE DRILLING

TOOL

ATTACHMENT | ADAPTOR

EXTRACTOR



DCH481B



D25481



D25501



D25601



D25603



D25721



D25723



D25761



D25763



DWH050K

Large Hammer Drilling Dust Extraction

or



DWH053K

Large Hammer Chipping Dust Extraction



DWV012

or



DWV010

Dust Extractor



DWV9000

AirLock™ Adaptor
Included on
DWV012 & DWV010

CHIPPING & DEMOLITION



D25553



D25651



D25810



D25831




D25851



D25891



D25899



D25901



D25941



DWH053K

Large Hammer Chipping Dust Extraction



D25960



D25980



DWH052K

Breaker Dust Extraction

*System is compliant to the Exposure Control Methods described in Table 1 of 29 CFR 1926.1153 when outlined components are operated and maintained in accordance to manufacturer's instructions.

TOOL

ATTACHMENT | ADAPTOR

EXTRACTOR

5-6" TUCKPOINTING/CUTTING*



DWE402



DWE402N



DWE4214



DWE4222N



DWE43114



DWE43114N



DWE43144



DWE43144N



DWE43131



DWE43140



DWE43115



DWE43115N



DWE43113



DWE43116



DWE43066



DWE43066N



DWE46100

5" / 6" Cutting and Tuckpointing
Dust Shroud



DWV012
or



DWV010
Dust Extractor



DWV9000
AirLock™ Adaptor
Included on DWV012 & DWV010

¹ System is compliant to the Exposure Control Methods described in Table 1 of 29 CFR 1926.1153 when outlined components are operated and maintained in accordance to manufacturer's instructions, assuming that airflow is measured in accordance with the motor/fan system test. See 'Appendix' for full system and compliance details. OSHA is reviewing the exact requirements for dust extraction in these applications.

TOOL

ATTACHMENT | ADAPTOR

EXTRACTOR

5" SURFACING



DWE402



DWE402N



DWE4214



DWE4222N



DWE43114



DWE43114N



DWE43144



DWE43144N



DWE43131



DWE43140



DWE43115



DWE43115N



DWE43113



DWE43116



DWE43066



DWE43066N



DWE46152

5" Surface Grinding Dust Shroud



DWV012

or



DWV010

Dust Extractor



DWV9000

AirLock™ Adaptor

Included on DWV012 & DWV010

1. System is compliant to the Exposure Control Methods described in Table 1 of 29 CFR 1926.1153 when outlined components are operated and maintained in accordance to manufacturer's instructions, assuming that airflow is measured in accordance with the motor/fan system test. See 'Appendix' for full system and compliance details. OSHA is reviewing the exact requirements for dust extraction in these applications.

*Also fits previous DeWALT models D28402, D28402N, D28110, D28112, D28114, D28114N, D28144, D28144N, D28131, D28140, D28115, D28115N, D28116, D28065, D28065N, D28066N

TOOL

ATTACHMENT | ADAPTOR

EXTRACTOR

7" SURFACING



DWE4517



DWE4519



DWE4557



DWE4559N



DWE4559CN



D28499X



DWE4597



DWE4597N



DWE4599N



DWE46172
7" Surface Grinding Dust Shroud

Use with a dust extractor with filter cleaning mechanism, >+ 99% efficiency, and >= 175 CFM



DEWALT®

MADE IN THE ★★★★★
USA
WITH GLOBAL MATERIALS
LOOK FOR THIS LOGO ON SPECIALLY MARKED DEWALT PACKAGES.

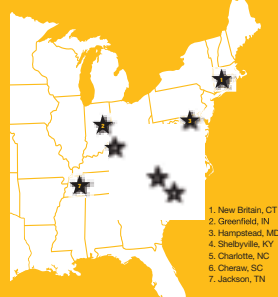


LANYARD
READY



**DEWALT IS A GLOBAL BRAND
FOUNDED RIGHT HERE IN AMERICA**

7
US
MANUFACTURING
FACILITIES



- 1. New Britain, CT
- 2. Greenfield, IN
- 3. Hampstead, MD
- 4. Shelbyville, KY
- 5. Charlotte, NC
- 6. Cheraw, SC
- 7. Jackson, TN

MADE IN THE ★★★★★
USA
WITH GLOBAL MATERIALS
LOOK FOR THIS LOGO ON SPECIALLY MARKED DEWALT PACKAGES.

— OVER —
90 MILLION
UNITS OF INDIVIDUAL
PRODUCTS
MADE IN THE USA
WITH GLOBAL MATERIALS IN 2016.



DEWALT®

INTRODUCING THE FIRST CORDLESS ADHESIVE ANCHOR INSTALLATION SYSTEM



ICC-ES APPROVED

POWER



DCB1800

DRILL



DCH481X2



DWV012

DISPENSE



DCE591D1



HIGH PERFORMANCE ADHESIVE ANCHORS		
	 Hybrid Acrylic 10:1 Cartridges	 High Strength Epoxy 1:1 & 3:1 Cartridges
■ Suitable □ May Be Suitable		
BASE MATERIAL	Concrete	Concrete
INSTALLATION TEMP. RANGE	23-104F	41-110F
BASE MATERIAL		
Concrete	■	■
Lightweight Concrete	■	■
Hollow Core Plank		□
Grout Filled Concrete Masonry	□	■
Hollow Concrete Masonry		■
Solid Brick	□	■
Hollow Brick		□
Unreinforced Masonry		□
ANCHOR DIAMETER	3/8" - 1-1/4" #3 - #10 Rebar	3/8" - 1-1/4" #3 - #11 - Rebar
WKG LOAD (CONCRETE)	▲▲▲	▲▲▲
APPROVALS		
ICC-ES	■	■
NSF 61	■	■
LEED	■	■
Cored Holes		□
COMPATIBLE WITH DUSTX+™	■	■
PRICE PER INSTALLED OZ	\$\$\$	\$\$\$



DCH481

6.1J'S AND 540 RPM

For fast and efficient drilling, even in the hardest concrete

CONSTANT SPEED CONTROL

Allows tool to maintain RPM regardless of bit size or depth

POTTED SEALED SWITCH

For durability even in the dustiest environments

ANTI-VIBRATION HANDLE SET

Floating rear handle set for low vibration

THREE MODE OPERATION

For Rotary Hammer Drilling, Chipping and Drill only

LOW VIBE SIDE HANDLE

For comfort during extended working intervals

E-CLUTCH®

The DeWALT E-Clutch® system senses the motion of the tool and reduces the motor torque to a manageable level if necessary

BRUSHLESS MOTOR

Provides the power and long run time in demanding applications

60V HIGH CAPACITY PACK

180 Watt Hours of energy delivers the power and run time corded users expect



1-9/16" SDS MAX 60V COMBINATION HAMMER



1-9/16" SDS MAX 60V Combination Hammer



1-9/16" SDS MAX 60V Combination Hammer (Bare Tool)

SPECIFICATIONS	DCH481X2	DCH481B
Bit Style	SDS MAX	SDS MAX
Impact Energy (Joules)	6.0	6.0
RPM	0-540	0-540
BPM	0-3,150	0-3,150
Rotation Control	Yes – E-CLUTCH®	Yes – E-CLUTCH®
Battery Voltage	60V (20V)	Battery Not Included
Battery Ah	9.0 Ah	N/A
Tool Weight	11.9 lbs.	11.9 lbs.
Active Vibration Control	Yes – SHOCKS®	Yes – SHOCKS®
Vibration	9.4 m/s ²	9.4 m/s ²
Service Warranty	2 Years	2 Years



DCH273

ONLY 6.6 m/s² VIBRATION

For improved comfort during extended operating periods †

2.1 JOULES OF IMPACT ENERGY**

BRIGHT WHITE LED WITH DELAY FEATURE

Helps to provide visibility

ADJUSTABLE UTILITY HOOK

Suspends tool from ladder or cart

EXTREME RUNTIME WITH BRUSHLESS MOTOR AND 5.0 Ah BATTERIES

1-1/8" BRUSHLESS SDS+ L-SHAPE ROTARY HAMMER



20V MAX* XR Brushless 1" L-Shape SDS Plus Rotary Hammer Kit



20V MAX* XR Brushless 1" L-Shape SDS Plus Rotary Hammer Kit



20V MAX* XR Brushless 1" L-Shape SDS Plus Rotary Hammer (Bare Tool)



SDS Plus Dust Extractor for DCH293/D25333

SPECIFICATIONS	DCH273P2	DCH273P2DH	DCH273B	DWH303DH
Bit Style	SDS+	SDS+	SDS+	SDS+
Amps Hours	5.0	5.0	Battery Not Included	See Page 27
Impact Energy (Joules)	2.1	2.1	2.1	
Active Vibration Control	Yes - SHOCKS®	Yes - SHOCKS®	Yes - SHOCKS®	
RPM	0-1,100	0-1,100	0-1,100	
BPM	0-4,600	0-4,600	0-4,600	
Tool Weight	6.8 lbs.	6.8 lbs.	6.8 lbs.	
Service Warranty	2 year	2 year	2 year	

DCH293



1-1/8" BRUSHLESS SDS+ L-SHAPE ROTARY HAMMER



1-1/8" SDS+ L-Shape Rotary Hammer



1-1/8" SDS+ L-Shape Rotary Hammer



1-1/8" SDS+ L-Shape Rotary Hammer (Bare Tool)



1-1/8" SDS+ L-Shape Rotary Hammer Kit



SPECIFICATIONS	DCH293R2	DCH293X2	DCH293B	DCH293R2DH
Bit Style	SDS+	SDS+	SDS+	SDS+
Impact Energy (Joules)	3.5	3.5	3.5	3.5
RPM	1,000	1,000	1,000	1,000
BPM	0-4,480	0-4,480	0-4,480	0-4,480
Rotation Control	Yes – E-CLUTCH®	Yes – E-CLUTCH®	Yes – E-CLUTCH®	Yes – E-CLUTCH®
Battery Voltage	20V	20V	20V	20V
Battery Ah	6.0 Ah	9.0 Ah	Battery Not Included	6.0 Ah
Tool Weight	8.2 lbs.	8.2 lbs.	8.2 lbs.	8.2 lbs.
Active Vibration Control	Yes – SHOCKS®	Yes – SHOCKS®	Yes – SHOCKS®	Yes – SHOCKS®
Vibration	7.5 m/s ²	7.5 m/s ²	7.5 m/s ²	7.5 m/s ²
Chipping	Yes	Yes	Yes	Yes
Cordless Dust Collection	Yes	Yes	Yes	Yes
Service Warranty	2 Year	2 Year	2 Year	2 Year



20V MAX* XR Brushless
1" L-Shape SDS Plus
Rotary Hammer Kit



20V MAX* XR Brushless
1" L-Shape SDS Plus
Rotary Hammer Kit



20V MAX* XR Brushless
1" L-Shape SDS Plus
Rotary Hammer (Bare Tool)

SPECIFICATIONS	DCH273P2	DCH273P2DH	DCH273B
Bit Style	SDS+	SDS+	SDS+
Amps Hours	5.0	5.0	Battery Not Included
Impact Energy (Joules)	2.1	2.1	2.1
Active Vibration Control	Yes - SHOCKS®	Yes - SHOCKS®	Yes - SHOCKS®
RPM	0-1,100	0-1,100	0-1,100
BPM	0-4,600	0-4,600	0-4,600
Tool Weight	6.8 lbs.	6.8 lbs.	6.8 lbs.
Service Warranty	2 year	2 year	2 year



1" D-Handle SDS Rotary
Hammer Kit



1-1/8" D-Handle SDS
Hammer Kit



3/4" L-Shape SDS+
Compact Rotary Hammer Kit



1" L-Shape SDS+ Rotary
Hammer Kit with SHOCKS®

SPECIFICATIONS	D25262K	D25263K	D25052K	D25323K
Bit Style	SDS+	SDS+	SDS+	SDS+
Amps	8.0	8.5	6.0	8.0
Impact Energy (Joules)	2.8	3.0	1.9	2.8
Active Vibration Control	Yes - SHOCKS®	Yes - SHOCKS®	Yes - SHOCKS®	Yes - SHOCKS®
RPM	0-1,500	0-1,450	0-2,200	0-1,150
BPM	0-5,540	0-5,350	0-6,200	0-4,300
Tool Weight	6.6 lbs.	6.8 lbs.	6.5 lbs.	7.5 lbs.
Service Warranty	2 year	2 year	2 year	2 year



1" L-Shape SDS Rotary
Hammer Kit with Quick
Change Chuck



1-1/8" SDS+ Combination
Hammer with SHOCKS® and
E-CLUTCH®



1-1/8" SDS Combination
Hammer with SHOCKS®
Active Vibration Control

SPECIFICATIONS	D25324K	D25416K	D25413K
Bit Style	SDS+	SDS+	SDS+
Amps	8.0	9.0	9.0
Impact Energy (Joules)	2.8	4.2	4.2
Active Vibration Control	Yes - SHOCKS®	Yes - SHOCKS®	Yes - SHOCKS®
RPM	0-1,150	0-820	0-820
BPM	0-4,300	0-4,700	0-4,700
Rotation Control	n/a	Yes - E-CLUTCH®	n/a
Tool Weight	7.8 lbs.	9.2 lbs.	9.2 lbs.
Service Warranty	2 year	2 year	2 year

SDS MAX



1-9/16" SDS MAX
Combination Hammer



1-3/4" SDS MAX
Combination Hammer



1-3/4" SDS MAX
Combination Hammer



1-3/4" Spline Combination
Hammer Kit with SHOCKS®
and 2-Stage Clutch

SPECIFICATIONS	D25481K	D25601K	D25603K	D25651K
Bit Style	SDS MAX	SDS MAX	SDS MAX	SPLINE
Amps	10.5	13.5	13.5	13.5
Impact Energy (Joules)	6.1	8.0	8.0	8.0
Active Vibration Control	Yes - SHOCKS®	Yes - SHOCKS®	Yes - SHOCKS®	Yes - SHOCKS®
RPM	540	210-415	210-415	210-415
BPM	3,150	1,430-2,840	1,430-2,840	1,430-2,840
Rotation Control	n/a	n/a	Yes - E-CLUTCH® and 2-STAGE™ CLUTCH	n/a
Optimal Drilling Range	3/8" - 1-1/8"	5/8" - 1-3/8"	5/8" - 1-3/8"	5/8" - 1-3/8"
Tool Weight	13 lbs.	15.1 lbs.	15.1 lbs.	15.1 lbs.
Service Warranty	2 year	2 year	2 year	2 year



1-7/8" SDS MAX Rotary
Hammer with SHOCKS®



1-7/8" SDS MAX
Combination Hammer with
2-Stage Clutch/E-CLUTCH®



2" SDS MAX
Combination Hammer



2" SDS MAX
Combination Hammer

SPECIFICATIONS	D25721K	D25723K	D25761K	D25763K
Bit Style	SDS MAX	SDS MAX	SDS MAX	SDS MAX
Amps	13.5	13.5	15.0	15.0
Impact Energy (Joules)	11.0	11.0	15.5	15.5
Active Vibration Control	Yes - SHOCKS®	Yes - SHOCKS®	Yes - SHOCKS®	Yes - SHOCKS®
RPM	137-275	137-275	125-250	125-250
BPM	1,260-2,520	1,260-2,520	1,150-2,304	1,150-2,304
Rotation Control	n/a	Yes - E-CLUTCH® and 2-STAGE™ CLUTCH	n/a	Yes - E-CLUTCH® and 2-STAGE™ CLUTCH
Optimal Drilling Range	1" - 1-5/8"	1" - 1-5/8"	1" - 1-3/4"	1" - 1-3/4"
Tool Weight	17.5 lbs.	17.5 lbs.	19.1 lbs.	19.1 lbs.
Service Warranty	2 year	2 year	2 year	2 year

DEMOLITION HAMMERS



SDS MAX Corded Chipping/
Demolition Hammer



13 lb SDS MAX L-Shape
Demolition Hammer



13 lb Spline L-Shape
Demolition Hammer



19 lb SDS MAX L-Shape
Demolition Hammer

SPECIFICATIONS	D25810K	D25831K	D25851K	D25891K
Bit Style	SDS MAX	SDS MAX	SPLINE	SDS MAX
Amps	10.5	13.5	13.5	15.0
Impact Energy (Joules)	7.1	8.0	8.0	15.5
Active Vibration Control	Yes - SHOCKS®	Yes - SHOCKS®	Yes - SHOCKS®	Yes - SHOCKS®
BPM	3,150	1,430-2,840	1,430-2,840	1,152-2,304
Tool Weight	12.3 lbs.	13.6 lbs.	14.0 lbs.	19.0 lbs.
Service Warranty	2 year	2 year	2 year	2 year



23 lb SDS MAX In-Line
Demolition Hammer
with SHOCKS®



26 lb 3/4" Hex In-Line
Demolition Hammer



40 lb 1-1/8" Hex In-Line
Demolition Hammer

SPECIFICATIONS	D25901K	D25941K	D25960K
Bit Style	SDS MAX	3/4" HEX	1-1/8" HEX
Amps	15.0	15.0	15.0
Impact Energy (Joules)	19.0	22.5	35.0
Active Vibration Control	Yes - SHOCKS®	Yes - SHOCKS®	Yes - SHOCKS®
BPM	1,020-2,040	1,620	1,460
Tool Weight	23.4 lbs.	27.2 lbs.	40.5 lbs.
Service Warranty	2 year	2 year	2 year



68 lb 1-1/8" Hex
Pavement Breaker



68 lb 1-1/8" Hex
Pavement Breaker with
Hammer Truck and Steel

SPECIFICATIONS	D25980	D25980K
Bit Style	1-1/8" HEX	1-1/8" HEX
Amps	15.0	15.0
Impact Energy (Joules)	62J	62J
Active Vibration Control	Yes - SHOCKS®	Yes - SHOCKS®
BPM	960	960
Tool Weight	68.3 lbs.	68.3 lbs.
Service Warranty	2 year	2 year

DUST COLLECTION ATTACHMENTS



Table 1 Compliant Dust Box



SDS Plus Dust Extractor for DCH273/D25333



SDS Plus Dust Extractor for DCH293/D25333

SPECIFICATIONS	DWH302DH	DWH303DH	DWH304DH
Fits	D25303DH, DWH303DH, DWH304DH	DCH273, D25333	DCH293, D25333
Bit Style	N/A	SDS+	SDS+
Drilling Range	N/A	5/32 – 1/2"	1/4" – 1"
Max Drilling Depth	N/A	4"	8"
Replacement Filter	N412976	DWH302DH	DWH302DH
System	N/A	20V MAX*	20V MAX* / Corded
OSHA Complaint (1926.1153)	YES	YES	YES



Dust Extractor Telescope with Hose for SDS Rotary Hammers



Large Hammer Dust Extraction - Hole Cleaning



Large Hammer Dust Extraction - Chiseling



Large Hammer Dust Extraction - Demolition

SPECIFICATIONS	D25301D	DWH050K	DWH053K	DWH052K
Tool Type	SDS+	SDS+, SDS MAX, SPLINE	SDS MAX, Spline, 3/4" Hex	1-1/8" Hex
Max Depth	4" Useable	Unlimited	18" Long Chisels	18" Long Chisels
Max Diameter	5/8"	2"	3" Wide Scaling Chisel	3" Wide Scaling Chisel
Fits	DEWALT SDS+	Universal	DEWALT SDS MAX, Spline, 3/4" Hex	Universal
AIR LOCK™ Ready	Yes – Included	Yes – Integrated	Yes – Integrated	Yes – Integrated

DEWALT

FLEXVOLT

POWER OF CORDED. | FREEDOM OF CORDESS.

UP TO
138
HOLES
PER CHARGE
2-9/16" in 2x10 SPF



FLEXVOLT™ 60V Max* VSR Stud and Joist Drill Kit with E-Clutch® System (2 Battery Kit)



FLEXVOLT™ 60V Max* VSR Stud and Joist Drill Kit with E-Clutch® System (1 Battery Kit)



FLEXVOLT™ 60V Max* VSR Stud and Joist Drill Kit with E-Clutch® System (Bare Tool)

SPECIFICATIONS	DCD460T2	DCD460T1	DCD460B
Chuck Type	Keyed	Keyed	Keyed
Chuck Size	1/2"	1/2"	1/2"
Clutch	Yes	Yes	Yes
Clutch Type	BIND-UP Control®	BIND-UP Control®	BIND-UP Control®
No Load Speed	0-330 / 0-1,250 RPM	0-330 / 0-1,250 RPM	0-330 / 0-1,250 RPM
# of Speed Settings	2	2	2
Capacity in Steel (Twist Bit)	1/2"	1/2"	1/2"
Capacity in Steel (Hole Saw)	5"	5"	5"
Capacity in Wood (Hole Saw)	6-1/4"	6-1/4"	6-1/4"
Capacity in Wood (Spade Bit)	1-1/2"	1-1/2"	1-1/2"
Capacity in Wood (Auger Bit)	1-1/2"	1-1/2"	1-1/2"
Capacity in Wood (Self-Feed)	4-5/8"	4-5/8"	4-5/8"



1/2" VSR Stud and Joist Drill with Clutch and BIND-UP CONTROL® SYSTEM



1/2" VSR Stud and Joist Drill with Clutch and BIND-UP CONTROL® System Kit



1/2" VSR Stud and Joist Drill with Clutch

SPECIFICATIONS	DWD460	DWD460K	DWD450
Amps	11.0	11.0	11.0
Chuck Type	Keyed	Keyed	Keyed
Chuck Size	1/2"	1/2"	1/2"
Clutch	Yes	Yes	Yes
Clutch Type	BIND-UP Control®	BIND-UP Control®	Mechanical
No Load Speed	0-330 / 0-1,300 RPM	0-330 / 0-1,300 RPM	0-330 / 0-1,300 RPM
# of Speed Settings	2	2	2
Capacity in Steel (Twist Bit)	1/2"	1/2"	1/2"
Capacity in Steel (Hole Saw)	5"	5"	5"
Capacity in Wood (Hole Saw)	6"	6"	6"
Capacity in Wood (Spade Bit)	1-1/2"	1-1/2"	1-1/2"
Capacity in Wood (Auger Bit)	1-1/2"	1-1/2"	1-1/2"
Capacity in Wood (Self-Feed)	4-5/8"	4-5/8"	4-5/8"



1/2" VSR Pistol Grip Drill with E-CLUTCH® Anti-Lock Control

SPECIFICATIONS	DWD220
Amps	10.5
Chuck Type	Keyed
Chuck Size	1/2"
No Load Speed	0-1,200 RPM
Weight	4.9 lbs.

DEWALT

FLEXVOLT

POWER OF CORDED. | FREEDOM OF CORDELESS.

UP TO
126
CUTS
PER CHARGE
in 1/2" Rebar

**KICKBACKTM
BRAKE**

GRINDING

KICKBACK BRAKE

Engages when a pinch, stall, or bind-up event is sensed and the electronic brake engages with maximum force to quickly stop the wheel, reduce the movement of the grinder, and shut the grinder off.

13 AMP EQUIVALENT POWER

Compared to D28144

9000 RPM

No load speed

4.66 LBS
TOOL WEIGHT

UP TO 126 CUTS
OF 1/2" REBAR

Using DCB606 battery and FLEXVOLT™ 6" cutting wheel

4-1/2" - 6" CAPACITY

The same tool cuts and grinds with wheels from 4-1/2" - 6" with additional guard

DCG414

FLEXVOLT® 60V MAX* GRINDER



FLEXVOLT™ 60V MAX* Grinder 2 Battery Kit



FLEXVOLT™ 60V MAX* Grinder 1 Battery Kit



FLEXVOLT™ 60V MAX* Grinder (Bare Tool)

SPECIFICATIONS	DCG414T2	DCG414T1	DCG414B
Volts	60V	60V	60V
No Load Speed	9,000 RPM	9,000 RPM	9,000 RPM
Spindle Lock	Yes	Yes	Yes
Spindle Thread	5/8" -11	5/8" -11	5/8" -11
Weight	4.66 lbs.	4.66 lbs.	4.66 lbs.
Includes	DCG414 Grinder, (2) DCB606 60V MAX* FLEXVOLT™ 6.0Ah Batteries, Fast Charger, Side Handle, 4-1/2" Type 27 Wheel, 4-1/2" Type 27 Guard, 6" Type 27 Guard, Wrench, Flanges, and Kit Bag	DCG414 Grinder, (1) DCB606 60V MAX* FLEXVOLT™ 6.0Ah Battery, Fast Charger, Side Handle, 4-1/2" Type 27 Wheel, 4-1/2" Type 27 Guard, 6" Type 27 Guard, Wrench, Flanges, and Kit Bag	DCG414 Grinder, Side Handle, 4-1/2" Type 27 Wheel, 4-1/2" Type 27 Guard, 6" Type 27 Guard, Wrench, and Flanges

* Maximum initial battery voltage (measured without a workload) is 60 volts. Nominal voltage is 54.

GRINDING/CUTTING



4-1/2" Paddle Switch Angle Grinder with Brake and No-Lock On



4-1/2" / 5" High Performance Paddle Switch Grinder



4-1/2" / 5" High Performance Paddle Switch Grinder with No Lock-On



4-1/2" / 5" High Performance Slide Switch Grinder



6" High Performance Paddle Switch Grinder

SPECIFICATIONS	DWE4222N	DWE43114	DWE43114N	DWE43131	DWE43144
Amps	11.0 AC Amps	13.0 AC Amps	13.0 AC Amps	13.0 AC Amps	13.0 AC Amps
Max Watts Out/ Max Horsepower	1,400 W/1.3HP	1,700 W/2.3HP	1,700 W/2.3HP	1,700 W/2.3HP	1,700 W/2.3HP
No Load Speed	11,000 RPM	11,000 RPM	11,000 RPM	11,000 RPM	9,000 RPM
Spindle Thread	5/8"-11	5/8"-11	5/8"-11	5/8"-11	5/8"-11
Switch Type	Paddle	Paddle	Paddle No Lock-on	Slide	Paddle
Dust Ejection System	Yes	Yes	Yes	Yes	Yes
Tool-Free Flange System	Yes	Yes	Yes	Yes	Yes
E-Clutch® System/ Overload Protection	Yes	Yes	Yes	Yes	Yes
Tool Length (inches)	12.6	13	13	13	13
Tool Weight	4.9 lbs.	5.5 lbs.	5.5 lbs.	5.5 lbs.	6.2 lbs.
Power Loss Reset	Yes	Yes	Yes	Yes	Yes
Lanyard Ready™	No	No	Compatible*	No	No



6" High Performance Paddle Switch Grinder with No Lock-On



6" High Performance Slide Switch Grinder



4-1/2" / 5" High Performance Trigger Switch Grinder



4-1/2" / 5" High Performance Trigger Switch Grinder with No Lock-On

SPECIFICATIONS	DWE43144N	DWE43140	DWE43115	DWE43115N
Amps	13.0 AC Amps	13.0 AC Amps	13.0 AC Amps	13.0 AC Amps
Max Watts Out/ Max Horsepower	1,700 W/2.3HP	1,700 W/2.3HP	1,700 W/2.3HP	1,700 W/2.3HP
No Load Speed	9,000 RPM	9,000 RPM	11,000 RPM	11,000 RPM
Spindle Thread	5/8"-11	5/8"-11	5/8"-11	5/8"-11
Switch Type	Paddle No Lock-on	Slide	Trigger	Trigger
Dust Ejection System	Yes	Yes	Yes	Yes
Tool-Free Flange System	Yes	Yes	Yes	Yes
E-Clutch® System/ Overload Protection	Yes	Yes	Yes	Yes
Tool Length (inches)	13	13	16.5	16.5
Tool Weight	6.2 lbs.	6.2 lbs.	5.7 lbs.	5.7 lbs.
Power Loss Reset	Yes	Yes	Yes	Yes
Lanyard Ready™	Compatible*	No	No	Compatible*

GRINDING/CUTTING



6" High Performance Trigger Switch Grinder



6" High Performance Trigger Switch Grinder with No Lock On



6" No Lock Paddle Cutoff Tool with Adjustable Cutoff Guard

SPECIFICATIONS	DWE43066	DWE43066N	DWE46144N
Amps	13.0 AC Amps	13.0 AC Amps	13.0 AC Amps
Max Watts Out/Max HP	1,700 W/2.3HP	1,700 W/2.3HP	1,700 W/2.3HP
No Load Speed	9,000 RPM	9,000 RPM	9,000 RPM
Spindle Thread	5/8"-11	5/8"-11	5/8"-11
Switch Type	Trigger	Trigger	Paddle
Dust Ejection System	Yes	Yes	Yes
Tool-Free Flange System	Yes	Yes	Yes
E-Clutch® System/Overload Protection	Yes	Yes	Yes
Tool Length (inches)	16.5	16.5	16.5
Tool Weight	5.7 lbs.	5.7 lbs.	6.8 lbs.
Power Loss Reset	Yes	Yes	Yes
Lanyard Ready™	No	Compatible*	Adjustable Cutoff Guard



6" No Lock Trigger Grip Cutoff with Adjustable Cutoff Guard



9" 6,500 4.9 HP Angle Grinder with No Lock-On



7" 8,500 RPM 4.9HP Angle Grinder



7" 8,500 RPM 4.9HP Angle Grinder with No Lock-On

SPECIFICATIONS	DWE46166N	DWE4599N	DWE4597	DWE4597N
Amps	13.0 AC Amps	15.0 Amps	15.0 AC Amps	15.0 AC Amps
Max Watts Out/Max HP	1,700 W/2.3HP	3,650 W/4.9HP	3,650 W/4.9HP	3,650 W/4.9HP
No Load Speed	9,000 RPM	6,500 RPM	8,500 RPM	8,500 RPM
Spindle Thread	5/8"-11	5/8"-11	5/8"-11	5/8"-11
Switch Type	Trigger	Trigger	Trigger	Trigger
Dust Ejection System	Yes	Yes	Yes	Yes
Tool-Free Flange System	Yes	Yes	Yes	Yes
E-Clutch® System/Overload Protection	Yes	Yes	Yes	Yes
Tool Length (inches)	16.5	21.4	21.4	21.4
Tool Weight	7.0 lbs.	12.8 lbs.	12.3 lbs.	12.3 lbs.
Power Loss Reset	Yes	Yes	Yes	Yes
Lanyard Ready™	Adjustable Cutoff Guard		Adjustable Cutoff Guard	Adjustable Cutoff Guard



5" Surface Grinding Dust Shroud



7" Surface Grinding Dust Shroud



5" / 6" Cutting & Tuckpointing Dust Shroud



5" / 6" Cutting & Tuckpointing Dust Shroud Tool Kit



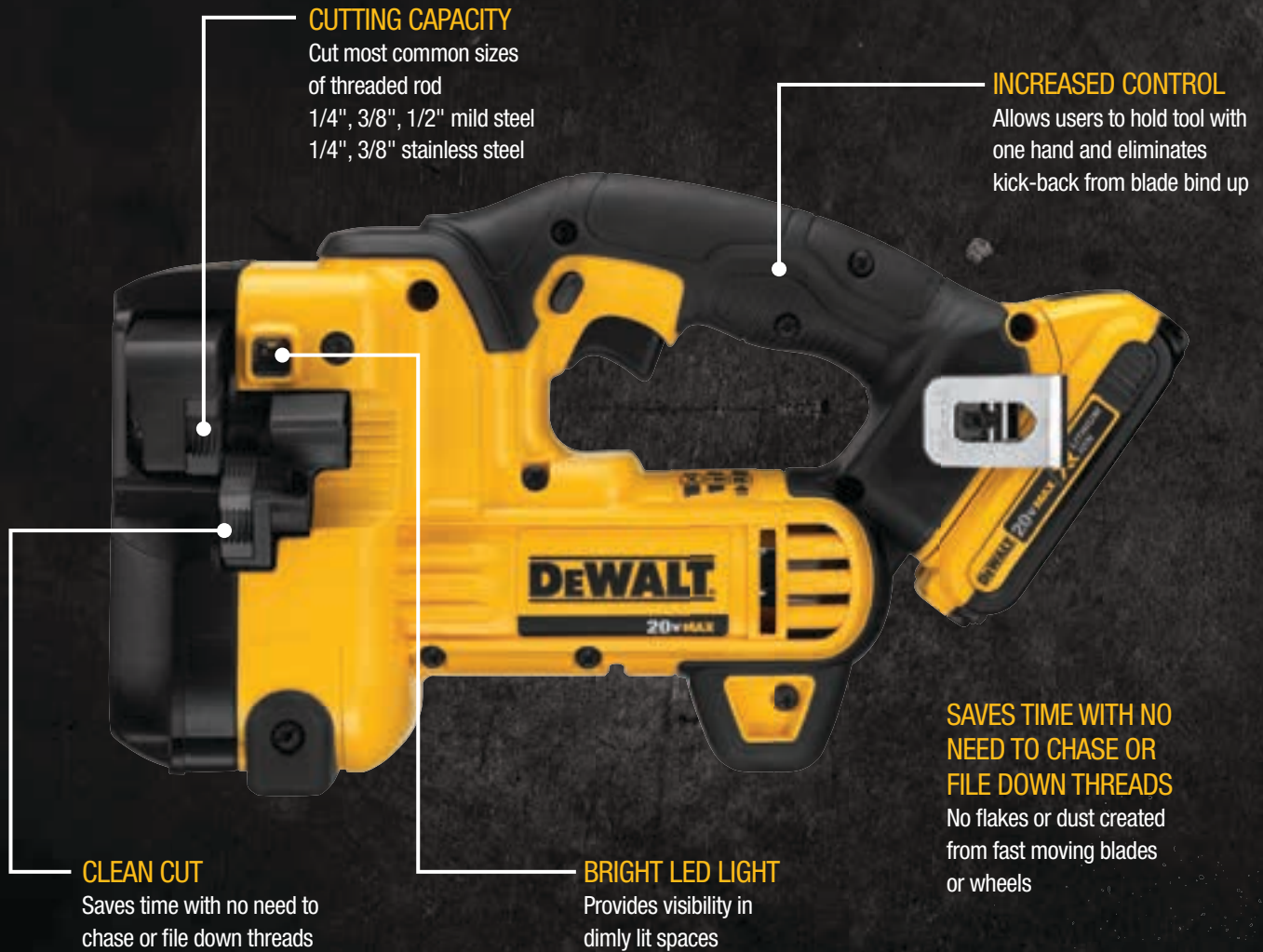
5" Surface Grinding Dust Shroud Kit

SPECIFICATIONS	DWE46152	DWE46172	DWE46100	DWE46103	DWE46153
Max Wheel Diameter	5"	7"	5"/6"	5"/6"	5"
Hose Port Inner Diameter	35 mm	1.37"	35 mm	35 mm	1.3"
Hose Port Outer Diameter	42 mm	1.66"	42 mm	42 mm	1.6"
Tool Free Shroud Change	Yes	Yes	Yes	Yes	Yes
Tool Free Accessory Change	Yes	Yes	Yes	Yes	Yes
Includes	Surfacing Shroud only	Surfacing Shroud only	-	Universal Connector, 5" sandwich blade	11 Amp grinder, surface facing shroud & ball handle

ROD CUTTING



DCS350



CUTTING CAPACITY
Cut most common sizes of threaded rod
1/4", 3/8", 1/2" mild steel
1/4", 3/8" stainless steel

INCREASED CONTROL
Allows users to hold tool with one hand and eliminates kick-back from blade bind up

CLEAN CUT
Saves time with no need to chase or file down threads

BRIGHT LED LIGHT
Provides visibility in dimly lit spaces

SAVES TIME WITH NO NEED TO CHASE OR FILE DOWN THREADS
No flakes or dust created from fast moving blades or wheels

20V MAX* CORDLESS THREADED ROD CUTTER



20V MAX* Cordless Threaded Rod Cutter Kit



20V MAX* Cordless Threaded Rod Cutter (Bare Tool)



Replacement Cutting Dies (sold separately)

SPECIFICATIONS	DCS350D1	DCS350B
Cutting Capacity (Mild Steel, Corse Thread)	1/4", 3/8", 1/2"	1/4", 3/8", 1/2"
Cutting Capacity (Stainless Steel, Corse Thread)	1/4", 3/8"	1/4", 3/8"
LED Light	Yes	Yes
Onboard Cutter Wrench Storage	Yes	Yes

SIZE	MODEL #
3/8"	DCS35038
1/2"	DCS35012
1/4", 3/8", 1/2"	DCS3501

SANDING



1/4 Sheet Palm Grip Sander



1/4 Sheet Palm Grip Sander Kit



5" Single Speed Random Orbit Sander - PSA PAD

SPECIFICATIONS	DWE6411	DWE6411K	DWE6420
Amps	2.3 Amps	2.3 Amps	3.0 Amps
Sander Type	Palm	Palm	Random Orbit
Paper Size/Type	1/4 Sheet	1/4 Sheet	5" PSA
Orbits/Min	14,000	14,000	12,000
Dust Collection	Yes	Yes	Yes
Dust Sealed Switch	Yes	Yes	Yes
Power Tool Type	Corded	Corded	Corded
Tool Weight	2.8 lbs.	2.8 lbs.	2.9 lbs.



5" Single Speed Random Orbit Sander - H&L PAD



5" Single Speed Random Orbit Sander Kit - H&L PAD



5" Random Orbit Sander Variable Speed - H&L PAD



5" Random Orbit Sander Kit Variable Speed - H&L PAD

SPECIFICATIONS	DWE6421	DWE6421K	DWE6423	DWE6423K
Amps	3.0 Amps	3.0 Amps	3.0 Amps	3.0 Amps
Sander Type	Random Orbit	Random Orbit	Random Orbit	Random Orbit
Paper Size/Type	5" Hook & Loop	5" Hook & Loop	5" Hook & Loop	5" Hook & Loop
Orbits/Min	12,000	12,000	8,000-12,000	8,000-12,000
Dust Collection	Yes	Yes	Yes	Yes
Dust Sealed Switch	Yes	Yes	Yes	Yes
Power Tool Type	Corded	Corded	Corded	Corded
Tool Weight	2.9 lbs.	2.9 lbs.	2.9 lbs.	2.9 lbs.

DWHT75900



CARBON FIBER COMPOSITE HAMMER TACKER

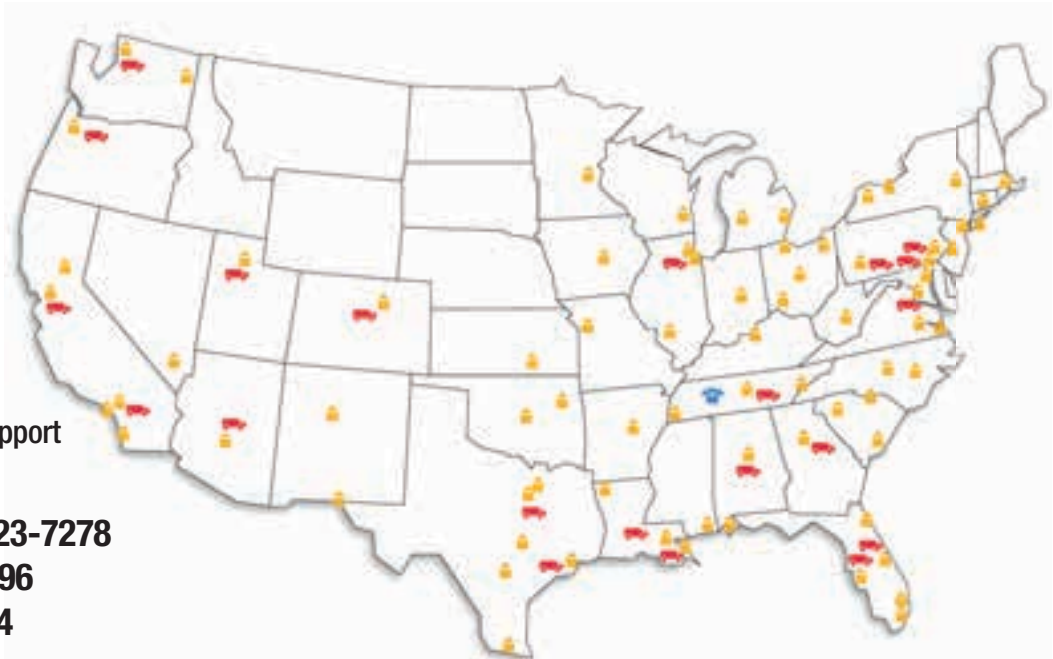


Carbon Fiber Composite Hammer Tacker

SPECIFICATIONS	DWHT75900
Belt / Rafter Hook	No
Fastener Type / Gauge	Heavy-Duty Staples
Staple Crown	5/16", 3/8", & 1/2"
Tool Height	5"
Tool Length	14.93"
Tool Width	1.62"
Weight	1.8 lbs.



FACTORY SERVICE: TOOL AND EQUIPMENT REPAIR



- Multiple Call Centers:
Customer service agents available for fast, friendly support

DEWALT: 1-800-433-9258

PORTER-CABLE: 1-800-223-7278

BOSTITCH: 1-800-556-6696

POWERS: 1-800-524-3244

- Over 30 Field Service Coordinators
- Professional technical assistance through the Factory Service Centers and Call Centers
- Over 1,800 Authorized Service Providers encompassing the industry's largest service network



SERVICE GUARANTEE

90 DAY FULL WARRANTY
ON GRC REPAIRS

90 DAY WARRANTY
ON PARTS & LABOR
FOR MINOR REPAIRS

**WE'VE GOT
YOUR BACK.**

- **Safety Testing**—Ensuring your tools are safe to operate
- We perform leakage current test, high pot test, and ground test on all repaired products
- A safety features check confirms that all safety required guarding, shields and handles are available
- OSHA-recognized safety tag placed on all repairs
- **Performance Testing**—Repaired product tested by running through real-life applications prior to approvals
- **Trained Technicians**—Staff of over 250 professionally trained technicians ensure your repair is right the first time
- Plus other specialty tests as needed

DEWALT

**PORTER
CABLE**

BOSTITCH

Powers
FASTENING INNOVATIONS

**FACTORY SERVICE:
TOOL AND EQUIPMENT REPAIR**



State/City/Zip	Street	Phone
AK		
Anchorage, 99503	4831 Old Seward Highway, Suite 103	907-561-7181
AL		
Birmingham, 35209	321 Valley Ave., Suite B	205-942-0538
Mobile, 36693	732 Lakeside Dr.	251-602-1000
AR		
North Little Rock, 72113	9600 Maumelle Blvd.	501-372-3040
AZ		
Phoenix, 85040	4001 East Broadway, Suite B-11	602-437-1200
CA		
Hayward, 94545	2512 Tripaldi Way	510-783-3959
San Diego, 92111	7290 Clairemont Mesa Blvd.	858-279-2011
Anaheim, 92806	1119 North Kraemer Blvd.	714-414-0369
Sacramento, 95834	1015 N. Market Blvd. Unit 2	916-419-7259
Ontario, 91761	1352 South Grove Ave., Suite B	909-930-1437
CO		
Denver, 80223	700 West Mississippi Ave., Unit B1	303-922-8325
CT		
Wethersfield, 06109-3001	662 Silas Deane Hwy.	860-563-5800
FL		
Davie, 33314	4343 South State Rte 7, Unit 107	954-321-6635
Tampa, 33634	4909 West Waters Ave.	813-884-0434
Jacksonville, 32205-4898	920 Cassat Ave.	904-781-2253
Orlando, 32807	6100 Hanging Moss Rd., Suite 520	407-657-0474
West Palm Beach, 33415	4645 Gun Club Rd., Suite 27	561-689-3247
GA		
Norcross, 30071	6115-C Jimmy Carter Blvd.	770-246-1710
HI		
Honolulu, 96819	111 Sand Island Access Rd., Suite R-17	808-842-9925
IA		
Des Moines, 50310	3408 Merle Hay Rd., Suite A	515-270-1340
IL		
Tinley Park, 60477	8201 West 183rd St., Suite P	708-614-1596
Bensenville, 60106	800 Thorndale Ave.	630-521-1097
IN		
Indianapolis, 46224-3707	5999 Crawfordsville Rd.	317-243-8308
KS		
Overland Park, 66214	9201 Quivira Rd.	913-495-4330
Wichita, 67213	2333 S. West St.	316-943-1271
KY		
Louisville, 40213	2001 Fern Valley Rd.	502-380-3748
LA		
Metairie, 70001	1801 Airline Dr., Suite D	504-832-2187
Baton Rouge, 70816	10699 Airline Highway, Suite C	225-296-3191
Shreveport, 71108	7702 Jewella Rd.	318-688-1553
MA		
Westwood, 02090	377 University Ave.	781-329-3407
MD		
Baltimore, 21227	1646 Sulphur Spring Rd.	410-536-0722
Capitol Heights, 20743	7957-63 Central Ave.	301-333-0865
MI		
Grandville, 49418	2982 28th St., S.W.	616-261-0425
Madison Heights, 48071	30475 Stephenson Hwy.	248-597-5000
MN		
Eden Prairie, 55344	9709 Valley View Rd., Suite 9709	952-884-9191
MO		
St. Louis, 63146	11477 Page Service Dr.	314-997-9100

State/City/Zip	Street	Phone
NC		
Charlotte, 28208	3557-B Wilkinson Blvd.	704-392-0245
Greensboro, 27407	3402 West Wendover Ave., Suite E	336-852-1300
Raleigh, 27604-3235	2930 Capital Blvd.	919-878-0357
NJ		
Elmwood Park, 07407	213 Route 46 West, Suite #4	201-475-3524
NM		
Albuquerque, 87110-3233	5617 Menaul Blvd. N.E.	505-884-1002
NV		
Las Vegas, 89118	5565 S. Decatur Blvd., Suite 103	702-889-6025
NY		
Buffalo, 14209-1297	881 W. Delavan Ave.	716-884-6220
Woodside, 11377-4741	56-15 Queens Blvd.	718-335-1042
Rochester, 14623-2594	2969 W. Henrietta Rd.	585-424-1310
Hauppauge, 11788	180 Oser Ave., Suite 100	631-952-2008
Latham, 12110-2497	836 Troy-Schenectady Rd.	518-785-1867
OH		
Parma, 44130	12100 Snow Rd., Suite 2	440-842-9100
Cincinnati, 45241-1896	2310 E. Sharon Rd.	513-772-3111
Columbus, 43229	1948 Schrock Rd.	614-895-3112
Maumee, 43537	3661 Briarfield Blvd.	419-867-8561
OK		
Oklahoma City, 73139	8507 South Western	405-634-8403
Tulsa, 74146	11414 East 51st St., Unit C	918-249-8641
OR		
Portland, 97230	14811 North East Airport Way, Suite 600	503-255-6556
PA		
Philadelphia, 19148	2715 South Front St.	215-271-5500
Pittsburgh, 15201	3234 Penn Ave.	412-642-0204
Whitehall, 18052-4522	2242 MacArthur Rd.	610-435-9544
York, 17402	2201 Industrial Highway	717-755-3441
SC		
North Charleston, 29405	4365 Dorchester Rd., Suite 104	843-745-9197
Greenville, 29605	1259 South Pleasantburg Dr., Unit C	864-299-8662
TN		
Memphis, 38133	2686 Kirby-Whitten Rd., Suite 102	901-384-8100
Nashville, 37210	746 Fesslers Lane	615-242-1633
Knoxville, 37917-2699	4118 North Broadway	865-688-0921
TX		
Carrollton, 75006	1300 Interstate 35 North, Suite 112	972-446-2996
Houston, 77040	10245 W. Little York, Suite 300	713-692-7111
San Antonio, 78216	1218 Arion Parkway, Suite 114	210-732-1221
Fort Worth, 76111-5944	721 North Beach St.	817-831-3828
El Paso, 79915-1007	6822 Gateway East	915-778-9769
McAllen, 78501	200 North McColl, Suite H	956-661-1122
Austin, 78758	2219 Braker Lane	512-382-3971
UT		
Salt Lake City, 84104	3060 West California Ave., Suite I	801-486-5828
VA		
Richmond, 23230	2256 Dabney Rd., Suite F	804-353-1197
Virginia Beach, 23455	5760 Northampton Blvd., Suite 110	757-363-0091
WA		
Seattle, 98134	2100 Airport Way S.	206-763-2010
Spokane, 99212	5308 East Sprague Ave.	509-535-9252
WI		
West Milwaukee, 53214	1650 Miller Parkway	414-645-4285
WV		
Charleston, 25312-2495	1638 Sixth Ave.	304-345-0289

For the most up-to-date Authorized Service Center listings, please contact 1-800-433-9258 or visit www.DEWALT.com.

DEWALT®

PERFORM PROTECT™



DUST

CONTROL

VIBRATION

YOUR FIRST LINE OF DEFENSE.